



# ACTIVITY BOOK


# NOVEMBER

NAME

CLASS

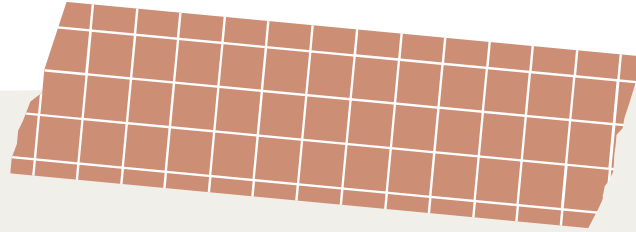


# CONTENTS



November 2021

Ad-Duha Institute







Page	Activity
3-11	Let's learn Arabic!
Page 12	Names of Allah 16-20
Page 13	Dua Learning time
14-15	Being a good neighbour



# ARABIC ALPHABET APPLES

Let's  
Learn  
Arabic!

Practice writing the Arabic alphabet  
on the apples below






# READ & LEARN

Let's  
Learn  
Arabic!

ع




*Eanab*

# TRACE & WRITE

Let's  
Learn  
Arabic!

# Letter ع



Eanab

ع ع ع ع ع

Handwriting practice lines consisting of five sets of horizontal lines. Each set includes a solid top line, a dashed middle line, and a solid bottom line. The first set contains five outlined Arabic letters 'E' for tracing, while the remaining four sets are blank for independent writing.



# READ & LEARN

Let's  
Learn  
Arabic!




Ghayma

# TRACE & WRITE

Let's  
Learn  
Arabic!

# Letter غ

غ



Ghayma

غ

غ

غ

غ

غ

Blank handwriting practice lines consisting of a solid top line, a dashed middle line, and a solid bottom line.

ف



*faakiha*



# Letter ف

ف



Faakiha

ف ف ف ف ف



# READ & LEARN

Let's  
Learn  
Arabic!

ق




Qamar



# Letter ق

ق



Qamar

ق

ق

ق

ق

ق

Blank handwriting practice lines for the letter Qamar.

# NAMES OF ALLAH 16-20

Cut out the flashcards and memorise

الرَّبِّ

[AR-RABB]



THE LORD

الْمَلِكِ


[AL-MAALIK]



THE KING

الْقَيُّومِ

[AL-QAYYUM]



THE  
MAINTAINER

الْمُصَوِّرِ

[ĀL-MUSAWWIR]



THE  
DESIGNER

السَّلَامِ

[AS-SALAAM]



THE PEACE

NAMES OF  
ALLAH 16-20

# Dua before Travelling

سُبْحَانَ الَّذِي سَخَّرَ لَنَا هَذَا وَمَا كُنَّا  
لَهُ مُقْرِنِينَ وَإِنَّا إِلَى رَبِّنَا لَمُنْقَلِبُونَ

Subhana-alladhi sakh-khara la-na  
hadha wa ma kunna la-hu muqrinin.  
Wa inna ila Rabbi-na la munqalibun.



Glory unto Him Who created this  
transportation, for us, though we  
were unable to create it on our own.  
And unto our Lord we shall return.





# BEING A GOOD...



## NEIGHBOUR



Directions: Finish the picture and then complete the sentence based on your drawing.

I can be a good

neighbour by ...



# BEING A GOOD...



A series of horizontal lines for writing, including solid black lines and dashed pink lines, providing a guide for letter height and placement.

