


My Activity Book about Praying

Jameela Ho
www.ilmaeducation.com



Name: _____

Teacher: _____

Grade & Section: _____

Date: _____

LET'S COLOUR LETTERS

Salah means the prayer. Find the letters to the word salah and colour them red. Color the leftover letters blue.




Name: _____

Date: _____

Prayer Positions

Trace the letters to
spell out the
positions.



Takbir


Qiyam

Ruku

Sujud

Jalsah

Salam




Name: _____

Date: _____

Prayer Position

Trace the word sujud then write them in the space next to it.



sujud

sujud

sujud

Name: _____

Date: _____

Year: _____

Teacher: _____

DRAW THE PRAYER POSITIONS

Clues:

Takbir = Hands up to shoulder while standing






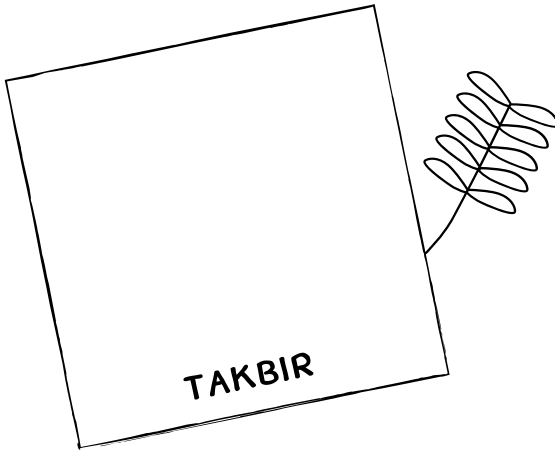
Qiyam = Standing

Ruku = Bow, bend from waist, hands on knees

Sujud = Prostrate, forehead on floor

Jalsah = Sit

Salam = Turn face to right then left and give salam



Name: _____

Section: _____

Teacher: _____

Date: _____

SALAH WORD SEARCH

Look for the words listed below.

T	A	K	B	I	R	P	U	A
U	S	B	A	E	U	P	L	H
N	A	T	T	W	K	L	S	O
B	L	N	E	U	U	A	A	Q
L	A	W	R	R	D	Y	N	I
O	M	N	B	O	T	S	D	Y
C	A	S	U	J	U	D	H	A
K	U	W	A	V	E	S	C	M
P	I	N	J	A	L	S	A	H



takbir
sujud

qiyam
jalsah

ruku
salam




Name: _____

Section: _____

Teacher: _____

Date: _____

WE PRAY 5 TIMES A DAY



Trace the numbers in the boxes.

1	1	1	1	1
2	2	2	2	2
3	3	3	3	3
4	4	4	4	4
5	5	5	5	5

Name: _____

Date: _____

I can write the names
of the prayers



Fajr

Dhuhr

Asr

Maghrib

Isha

Name: _____


Section: _____

Date: _____

Score: _____

Prayer Times

Draw a line to match the name of the prayer to its time.



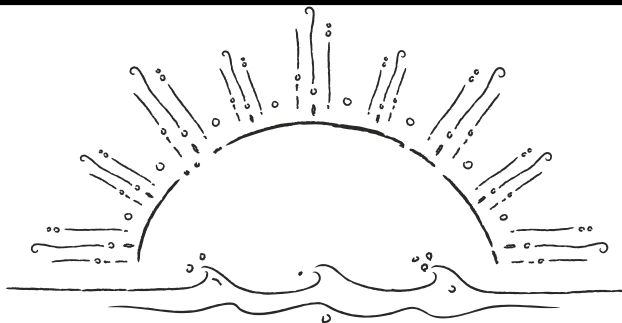
Fajr ● ● Night time

Dhuhr ● ● Afternoon

Asr ● ● Before dawn

Maghrib ● ● After sunset

Isha ● ● After the sun's peak



Name

Date

Year

Teacher

MY SALAH TRACKER

A PRAYER DIARY

Tick the prayers as you do them

The image shows a prayer diary template with seven cards, one for each day of the week. Each card is a rounded rectangle with a black tab at the top containing the day of the week. The cards are arranged in a staggered, overlapping fashion. Each card lists the five daily prayers in a vertical column: Fajr, Dhuhur, Asr, Maghrib, and Isha. The cards are connected by thin black lines, suggesting they are part of a continuous sequence.

sunday

Fajr
Dhuhur
Asr
Maghrib
Isha

monday

Fajr
Dhuhur
Asr
Maghrib
Isha

tuesday

Fajr
Dhuhur
Asr
Maghrib
Isha

wednesday

Fajr
Dhuhur
Asr
Maghrib
Isha

thursday

Fajr
Dhuhur
Asr
Maghrib
Isha

friday

Fajr
Dhuhur
Asr
Maghrib
Isha

saturday

Fajr
Dhuhur
Asr
Maghrib
Isha

Name:

Section:

Date:

Teacher:

Wudu

Before we pray we must clean ourselves. This is called wudu. Colour the picture.

