


<http://:ummannuman.weebly.com>

Hajj Word & Definition Match Activity E-Book



Text ©2009 Umm An-Nu'man /

Illustrations pg.6 & 7

©geocities.com/mutmaninaa

<http://ummannuman.weebly.com>

Activity Directions

1. Cut out the word cards, definition cards, information paragraph card, and print (and photocopy) picture cards.
2. Make **three copies** of the ka'aba picture on page 6. Take one picture of the ka'aba and colour the **hajr aswad (black stone)** only (this picture will also be used for Ar-Rukn Al-Yamani (the Yemeni corner). On the second Ka'ba picture colour only the people who are wearing the clothes of *ihram*. On the third picture of the Ka'ba colour only the people making *tawaf*. Make **two copies** of the saee between safa and marwa picture on page 8. On the first sa'ee picture colour the **area where sa'ee is done** only; on the second sa'ee picture colour the **hills of Safa and Wara** only. There is nothing to colour on the third sa'ee picture because this one will be used for the picture of the Ka'ba. Make one copy of Al-Masjid Al-Haram on page 7. Colour only the masjid itself – not the clouds or any other details in the picture. Try to use the colours that represent the actual real-life colours of the masjid insha'Allah. **DO NOT COLOUR THE BACKGROUND OF THE PICTURES.**
3. Laminate the cards for durability and longevity (optional but highly recommended).
4. Have student read the information paragraph card (a teacher/parent may also read the paragraph to the student insha'Allah).
5. Discuss the words and definitions with the students, having them repeat the words after you insha'Allah.
6. For the Ar-Rukn Al-Yamani card, show the students how to locate the Yemeni corner on the Ka'ba insha'Allah. Have the student(s) put the Ar-Rukn Al-Yamani card locating in the appropriate area on the Ka'ba insha'Allah.
7. Ask/invite the students to match the words to the correct picture or part of the picture insha'Allah. When the student has shown mastery of this activity insha'Allah, invite him/her to match the definitions to the words and pictures insha'Allah.
8. This activity lends itself to individual or group learning. Simply make a master booklet showing the words and definitions correctly matched and allow the students to check their work when they are done insha'Allah.
9. Find activity extensions at the end of this e-book insha'Allah for additional ways to use this activity insha'Allah.

Hajj Word & Definition Match

Text ©2009 Umm An-Nu'man/ Illustrations pg.6 & 7 ©geocities.com/mutmaninaa

Al-Masjid al-Haram

Ihram Clothing

Al-Ka'ba

Tawaf

As-Safa

Black Stone

Sa'ee

Ar-Rukn Al-Yamani
(Yemeni Corner)

Al-Marwa

The House of Allah in the Holy Masjid (Al-Masjid al-Haram) in Makkah.

One of the two small hills that Muslims go between during the Hajj. A Muslim starts his/her sa'ee at this hill. And at the foot of this hill a Muslim says, "Innas-safa wal marwata min sha'a'irillahi faman Hajjal baita awi` tamara fala junaha 'alaihi an yattawwafa bihima wa man tatawwa'a khairan fa innallaha shakirun 'alim

Circumambulation (to walk or go around) of the Kaba.

The largest masjid in the world that covers 400, 800 square meters (99.0 acres). It is located in the Holy City of Makkah and houses the Ka'ba. This masjid is so large masha'Allah that 4 million people can pray in it during the Hajj.

The clothing that Muslim men must wear when performing the Hajj. The garment is two white, unhemmed sheets (similar to a cotton bath towel). The top is draped over the top across the right shoulder and the bottom half is worn around the waist.


One of the two small hills that Muslims go between during the Hajj. This is the hill on which the sa'ee ends.


One of the rites of Hajj which symbolizes Hajar's desperate search for water for her son in the desert. During the Hajj a Muslim walks and jogs seven ritual laps between the hills of Safa and Marwah. Only the men are required to jog at a certain point in the sa'ee. Women should not jog during the sa'ee.

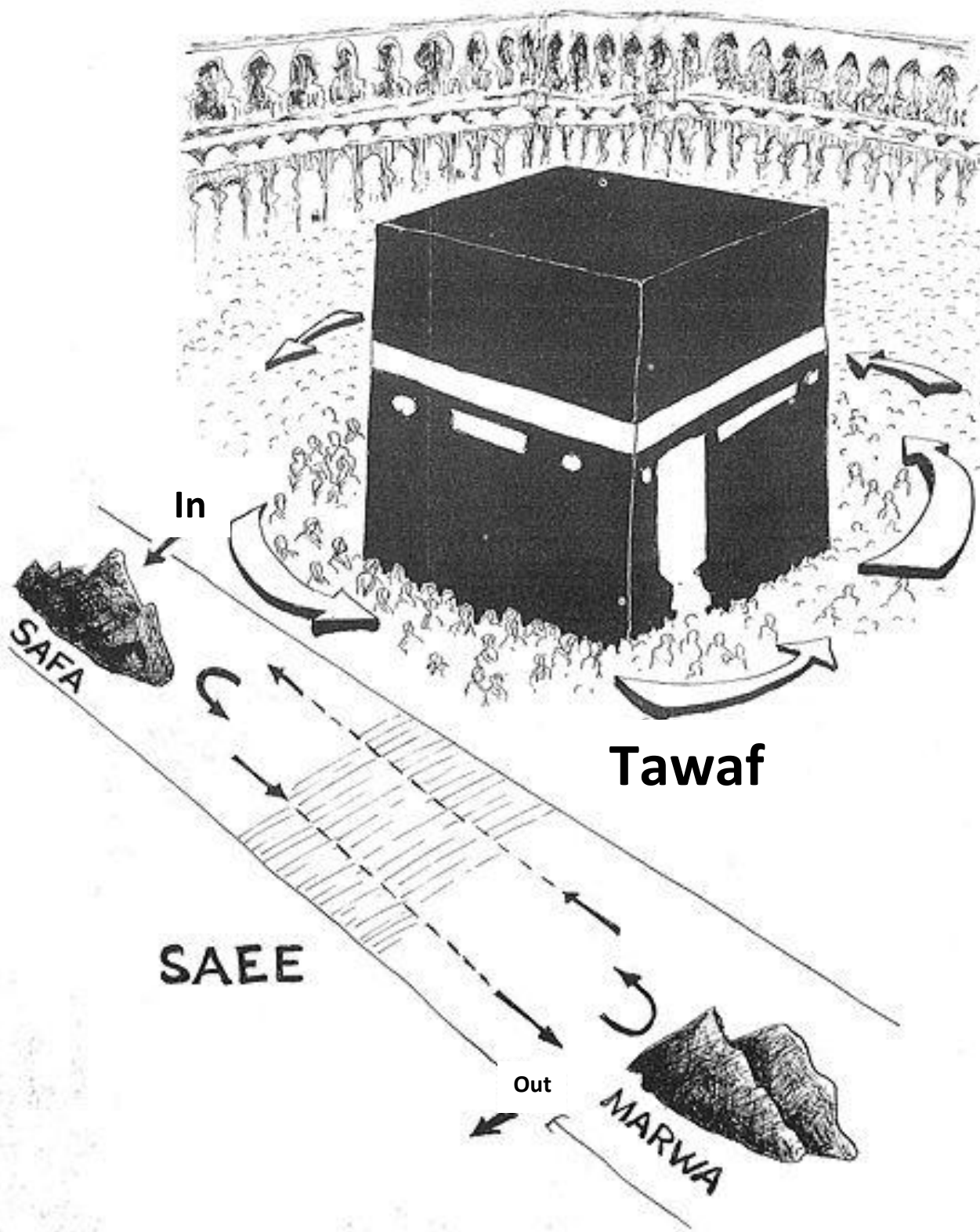
This stone is built into the south-east corner of the Ka'ba 4ft off of the ground. A Muslim begins his/her tawaf from this part of the Ka'ba. He/she touches this stone if they can and if he/she cannot, then point to it with your right hand and say, "Allahu Akbar" {Allah is the Greatest}. This is done each time you come to this part of the Ka'ba when making tawaf.

The corner of the Ka'bah which faces Yemen. A Muslim should **not** point to this corner each time he/she passes it while making tawaf and but they should say, "Rabbana atina fiddunya hasanatan wa fil akhirati hasanatan wa qina 'adhabannar." {O Allah gives us good in this life, and good in the Hereafter and save us from the Punishment of the Fire} as he/she walks between the Black Stone and this corner.

Hajj (حج) is the pilgrimage that Muslims make to the Holy city of Makkah. Makkah is in the country of Saudi Arabia. Hajj (حج) is the fifth pillar of Islam. Hajj is the largest annual pilgrimage in the world alhamdulillah and it starts on the 8th day of Dhul-Hijjah. Hajj ends on the 13th of Dhul-Hijjah. A Muslim should make Hajj at least once in their life if they can afford to go insha'Allah. There are rites (the prescribed way of doing a series of religious acts) of Hajj that each Muslim must perform during the Hajj. If some of the rites are not done, a person's Hajj will not be valid (it will not count). During the Hajj a Muslim puts on special clothes called *ihram*. A woman does not have special clothes for ihram and only need wear the proper hijab and make sure her clothing is modest insha'Allah. The Hajj is an amazing journey but it is also difficult. A Muslim must try to remain patient during the Hajj and he/she must not harm another Muslim with their hands or their words. When making *tawaf* or *sa'ee* there are millions of other Muslims with you and it is very crowded. Muslims must remember that they are guests in Allah's House and that the Hajj is a chance to worship Allah and receive His blessings and Mercy insha'Allah.







Hajj Word & Definition Activity

Extensions

Extension # 1: This activity guide does not cover the rites of Hajj in detail. Have students research the rites of Hajj and construct a 3 dimensional model of the path of the hujjaj insha'Allah. Encourage students to write a 2 page report to accompany their 3-D model. Students can obtain material on the Hajj at the following site insha'Allah: <http://www.islamhouse.com/p/185754>). Invite students to give a presentation to their class/family/or local masjid discussing the rites of Hajj insha'Allah.

Extension # 2: Have students research the correct way to make Hajj. Invite the student(s) to write a summary of how to perform Hajj and include any maps/visual aids that he/she feels are necessary insha'Allah. An excellent resource is the concise book by Shiekh ibn Uthameen (rahimullah) called, '[How to Perform the Rituals of Hajj and Ummrah](#)'. Have the student present the presentation to his/her class or family insha'Allah.

Extension # 3: Have students take the Hajj Quiz using the Hajj Quiz cards (available for download here insha'Allah: <http://ummannuman.weebly.com/freebies.html>). Invite students to design their own cards and make a Hajj game to play with family, friends and/or classmates insha'Allah.

Extension # 4: It is important to know what things we should not do in the Hajj insha'Allah. Many times, Muslims do certain things that are not prescribed and are not from the Sunnah of the Prophet [صلى الله عليه و سلم] out of ignorance. Have students research the things that are common mistakes made in Hajj and insha'Allah, if Allah grants them the chance to make Hajj they will not make these mistakes insha'Allah.

Extension #5: After the child(ren) complete this activity ebook allow them to colour the following colouring book insha'Allah:
http://www.freewebs.com/Hajjlessons/Hajj_Coloring_Book_Kids%5B1%5D.pdf