
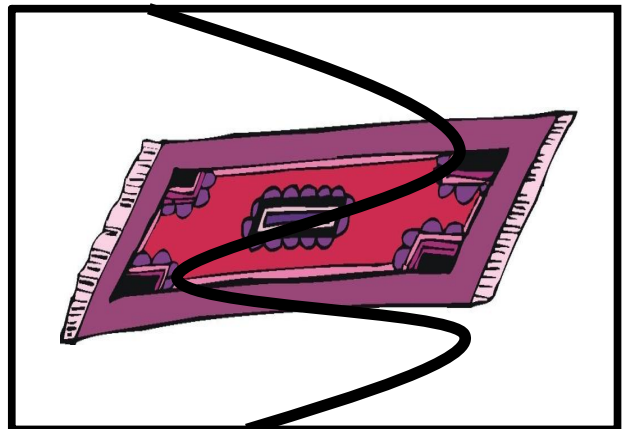

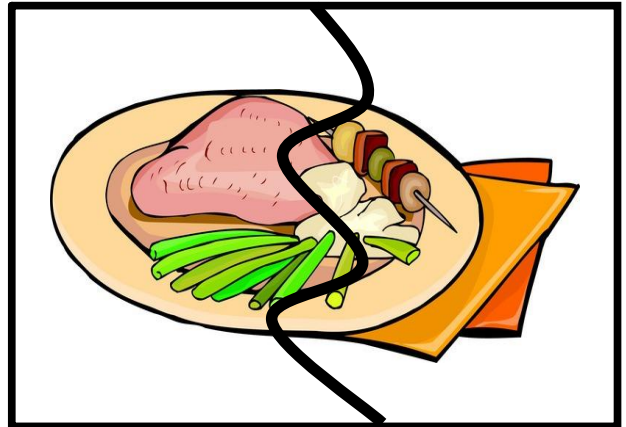









Ramadan Travel Puzzles

©2009 Umm An-Nu'man

(Directions follow the puzzles insha'Allah)







Directions

1. Cut out each puzzle.
2. Mount on card stock.
3. Cut along the separator line.
4. Apply a coating of ModgePodge® (optional) to puzzle pieces.
5. Talk about the types of activities Muslims do during Ramadan and briefly discuss each puzzle picture.
6. Invite your child to assemble the puzzles insha'Allah.