

Islaam is my life

Islaamic Pre School Curriculum - 2010/2011 Weeks 1-22

<http://ummmaimoonahrecords.blogspot.com/>

Guidelines taken from

<http://talibiddeenjr.wordpress.com/2009/12/10/islamic-preschool-curriculum-outline/>



Alhamdulillah! The guidelines are entirely the hard work of sister Umm Ibraahim at <http://talibiddeenjr.wordpress.com> I have just adjusted and elaborated according to the ability of my Daughter and our schedules. Jazzakillaah Khayr sister Umm Ibraahim. All are welcome to make changes and use this according to your needs Insha Allaah and it will be appreciated if you could share with us your modifications and ideas Insha Allaah.

Mini Work Books for each week could be downloaded at <http://amuslimchildisborn.blogspot.com/>

The Reading Program I use is "Teach you baby to Read by Glenn Doman".

Usooluth Thalaathah for kids could be downloaded here

<http://www.salafyink.com/HomeschoolingAqeedah/BriefExplanation.pdf>
<http://www.salafyink.com/HomeschoolingAqeedah/UsooluthThalaathah.pdf>

Aqeedah by Brother Moosa Richardson could be downloaded here

http://webzoom.freewebs.com/thmsadaqagroup/aqeedah_1%20course%20for%20children.doc

Basic Principles on the subjects of Tawheed, Fiqh and Aqeedah by Shaikh Aboo Abdur Rahman Yahya bin Ali Al Hajoori Hafidhahullaah.

http://www.4shared.com/document/s_gGLqFd/Basic_Principles_Yahya_Al_Hajo.html

Asmaaul Husna Scrap book based upon these Insha Allaah

http://www.4shared.com/document/ww3gPyYe/Names_of_Allaah_and_its_meanin.html
http://www.4shared.com/document/RBxLPa6e/An_explanation_to_Allaahs_name.html and the Arabic words of the names of Allaah and their meanings could be downloaded here

<http://www.box.net/shared/6fk3mz1o3z>

www.ummmaimoonahrecords.blogspot.com



1. Paste the Word "Allaah" and "Rabb" and "Al Illah" "Al Khallaaq" in the Asamaaul Husna Book"
2. Man Rabbuka? Rabbee Allaah – practice in Arabic
3. Read the Usool us Thalaathah for kids (Who is your Lord?)
4. Read and discuss Aqeedah by Moosa Richardson
5. Watch powerpoint presentation "Allaah Gave us"
<http://talibiddeenjr.amanahwebs.com/library-is.htm>
6. Learn About the Attribute "Allaah" and "Rabb" based on the book "The Explanation of the beautiful and perfect names of Allaah by Shaykh Abdur Rahmaan ibn Naasir As Saadi
7. Reading, learn Words: Learn to ask questions, explain about the question mark.

Who is Allaah? / Allaah is my Lord

Who is Maimoonah? / Maimoonah is a girl

Who is Abi? / Abi is a man.

Who is Ummi? / Ummi is a woman.

Who is Talha? / Talha is a boy.

Who is that? / Who is this?

Who made the sky? / Who read the book?

Who is he? / Who is she?

Who loves Allaah? / Who loves the messenger?

Who talks to you? Etc etc

Make her read small sentences about Allaah.

8. Writing: letters "A, L, H, a, l, h
9. Make words with magnet letters. Learn to make the word "Allaah", play game with missing letters. Lord, who, is, Allaah, my, our
10. Talk about vowels
11. Arabic writing - Alif, laam, ha
12. Arabic Reading "Allaah"
13. Art and Craft – Color the word Allaah in English and Arabic



1. Paste the Word "Al A'laa' and Al Alea in the Asamaul Husna Book
2. Learn about the Attribute Al Al'laa and Al Alea
3. Ayna Allaah? Huwa fis samaah. Practice.
4. Watch powerpoint presentation "Where is Allaah"
<http://talibiddeenjr.amanahwebs.com/library-is.htm>
5. Read Usooluth Thalaathah for kids
6. Read and discuss Aqeedah by Moosa Richardson
7. Reading:

"Where is Allaah? / He is above the heavens.

Where is Maimoonah? She is in the house?

Where is the sky? Above us.

Where is Abi? Abi is at work

Where is Umami? Umami is in the kitchen

Where are the book? They are in the cupboard

Where are the pens? They are in the box.

Where is the cup? It is on the table.

Where is the food? It is on the table.

Where is the glass? It is on the table.

Where do you live? I live in Qatar. Etc, etc

Arabic, words : Huwa, samaa', Allaah, ayna

8. Play and practice positions , on,above, under,in front of... etc, etc
9. Writing letters "S, s, B,b, W,w" Arabic: "noon", waaw"
10. Make words : Allaah, sky, above, heavens, the, Maimoonah
11. Learn about Water Cycle : Explain that only Allaah has the power to send rain and it is under His control also teach the dua to be said while raining Insha Allaah
<http://www.first-school.ws/activities/science/drippy.htm>
This page has all activities relating to water cycle
<http://www.drippytheraindrop.com/DrippysWorldTrialStories/ToMountainsAndBack/Entry.htm>
This is an online story to help kids understand water cycle
Make a water cycle wheel <http://www.epa.state.il.us/kids/fun-stuff/water-cycle/>



1. Paste and learn Asmahul Husan "Al Khaliq", "Al Baari", "Al Musawwir"
2. Explain the aayah "And I (Allâh) created not the jinns and humans except they should worship Me (Alone)." (51:56) Memorize the aayah and the meaning.
3. Watch powerpoint "Allaah is our Creator" <http://talibiddeenjr.amanahwebs.com/library-is.htm>
4. Reading: Learn:

Who Created us? Allaah Created me.

Who made the sea/sun/moon?

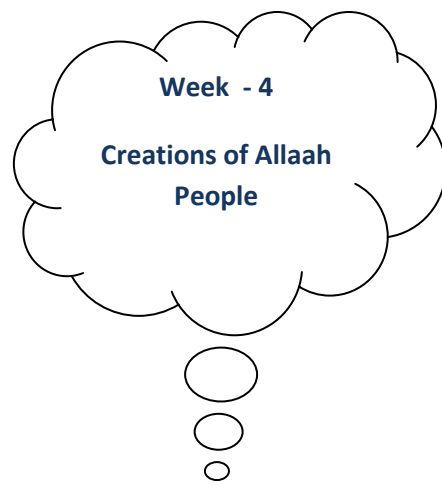
Who should we worship?

Why did Allaah create us?

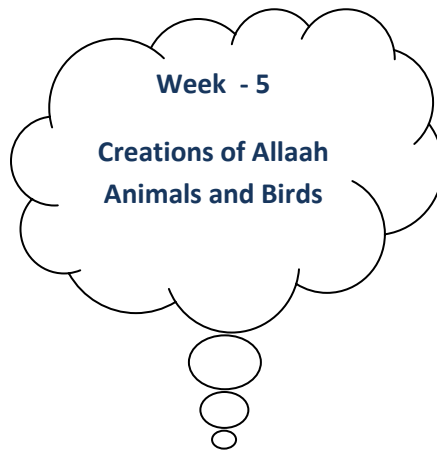
Why did Allaah create the Jinn?

Read the book "Our Creator" Learn About Series.

5. Make words : Create, Created, made, you, me
6. Reading Arabic: Al Khaliq, Al Baari, Al Musawwir
7. Read Uslooluth Thalaathah
8. Read and discuss Aqeedah by Moosa Richardson
9. Sorting Activity – Man Made things/ Allaah's Creation – Cut out pictures from old books, magazine, paste and write
10. Sorting Activity – Places, People, Things made by Allaah
11. Writing – Letters "M,m,T,t"
12. Writing Arabic Kha, Qaaf
13. Read Stories from the Quraan, Creation of Adam – The First Man . Can Start The Prophets Sent by Allaah Scrap Book with this – Adam alaihissalaam Insha Allaah.

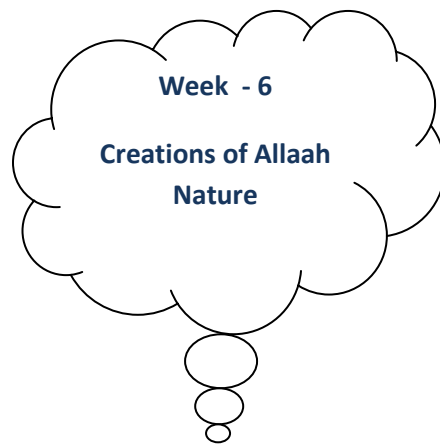


1. Paste and Learn Asmaaul Husna , “Al Aalim”, “ Al Azeez”
2. Read Usooluth Thalaathah.
3. Read Aqeedah by Moosa Richardson – Talk about Muslims, Kaafirs , Ahlul Kitaab
4. Reading:
Allaah created human beings
Allaah Created all the people.
He created the first man Adam alaihussalaam
He created the first woman Hawwa alaihissalaam.
Allaah created white people, black and brown people, different colours.
5. Make words : people, human beings, black, white, first, man, woman
6. Arabic - Revise, read “Book of people”, “Book of Jobs” from arabicfirst.
7. Show world map,(you can use google earth Insha Allaah) discuss countries, continents. Paste a world map on Environmental studies book, mark some countries, Qatar, Saudi Arabia, Sri Lanka, US, UK, Malaysia, UAE. Read the Book of Countries from Arabic first. Paste pictures of different people from different countries.
8. Memorize and discuss the aayaah **Al-Hujurat - 49:13** “O mankind! We have created you from a male and a female, and made you into **nations and tribes**, that you may know one another. Verily, the most honourable of you with Allâh is that (believer) who has At-Taqwa [i.e. one of the Muttaqûn (pious - see V.2:2). Verily, Allâh is All-Knowing, All-Aware. (Al-Hujurat 49:13)
9. Writing: Letters “P,p, N,n”
Arabic: seen, raw
10. Read Encyclopedia – Babies different stages of growth page 72 Explain and discuss how perfect and powerful Allaah is in His creation.



1. Paste and Learn Asmaaul Husna – “Al Adheem”, “Al Qadir”
2. Read Usooluth Thalaathah.
3. Read Aqeeadh by Moosa Richardson
4. Reading:
Allaah created the animals and birds
Allaah created the cows.
He created the cats.
He created the goats
He created the sparrow.
He created the elephants.
He made the bat.
He made the pig.
Allaah created the Camel.
5. Writing – Letters – “G, g, O,o”
Arabic – “za, ha”
6. Watch powerpoint Book of Animals from Arabic first.
7. Make words – dog, fish, pig, cow, cat
8. Paste pictures of animals and their babies. Learn the names given to their babies – Matching activity.
9. Play animals sounds – Cow makes the sound moo moo, etc
10. Read Encyclopedia –

Animal Kingdom	Page- 44
Animal Life	Page – 46
Apes	Page – 50
Baby Animals	Page – 74
Bats	Page – 76
Bears	Page – 78
Birds	Page – 84
Cats,Lions and Tigers	Page 106
11. Visit the Zoo Insha Allaah.



1. Paste and Learn Asmaaul Husna – “Ar Rahman”, “ Ar Raheem”, “Ar Raof”
2. Read Usooluth Thalaathah
3. Read Aqeedah by Moosa Richardson
4. Reading:
 - Allaah created the earth.
 - Allaah created the oceans.
 - He made the sea.
 - He made the sun, the moon and the stars.
 - He created the rivers.
 - He made the trees.
 - He made the beautiful flowers.
 - He made the volcanoes.
 - He made the snow.
 - He sends the rain and wind.
 - He made the desert.
5. Writing – Letters “ U,u, R,r”
 - Arabic – baa, thaw
6. Watch powerpoint Allaah is our Creator
7. Go on a nature walk and collect things and store. Discuss about the Mercy of Allaah in creating this to benefit us and that it is an Amaanah that we should not misuse.
8. Make a lapbook on nature.
 - <http://alwayslearningresources.wordpress.com/2008/12/21/preschool-lapbook-allah-made-the-world/>
 - <http://www.first-school.ws/activities/shapes/easyshapetrees.htm>
9. Read Encyclopedia -

Desert	-	Page 152
Earth	-	Page 164
Flowers	-	Page198
Mountains	-	Page 312
Oceans and seas	-	Page 336
Rivers and Lakes	-	Page 376
Rocks	-	Page380
Trees	-	Page 450
10. Take to the beach/dunes/desert/any nature parks in your area Insha Allaah.



1. Paste and learn Asmaul Husna "Al Hafeedh – The Guardian, Al Haafidh – The Protector"
2. Read Usooluth Thalaathah and Basic Principles on the subjects of Tawheed, Fiqh and Aqeedah by Shaikh Aboo Abdur Rahman Yahya bin Ali Al Hajoori Hafidhahullaah.
3. "It is out of His Mercy that He has put for you night and day, that you may rest therein (i.e. during the night) and that you may seek of His Bounty (i.e. during the day), and in order that you may be grateful. (Al-Qasas 28:73) Explain that Allaah alternates the night and day for this reason.
4. Learn etiquettes of sleep and waking up. Learn the duas. You can use the Learn About series Dua books for kids. Discuss how Allaah allows us to wake up every day.
5. Explain the importance of sleep. Activities for sleep.
<http://www.sleepforkids.org>
6. Pre School activities for "Day and Night"
<http://www.brighthub.com/education/early-childhood/articles/45824.aspx>
<http://gryphonhouse.com/activities/activityDetail.asp?bookid=16279&page=102>
7. You can do some activities with regard to daily routine. Talk about it. Make routine cards and stick on to the refrigerator when done, sequencing cards for daily routine.
http://handmadebeginnings.blogspot.com/2010/10/our-daily-routine_15.html
8. Teach days of the week and months of the year in English and Arabic. Days of the week you can use the "The Very Hungry Caterpillar and activities Insha Allaah. You can introduce numbers 1-30 along with a daily calendar.
<http://www.first-school.ws/theme/printables/days-week.htm>
9. Reading: The Very Hungry caterpillar, any other book with regard to day night sleep etc etc.
Allaah created the night and the day
We sleep in the night
Abi works during the day
Maimoonah plays and learns during the day. Etc etc
10. Making words – Sleep, night, day, wake
11. Writing – letters – "D,d,E,e" alif, baa

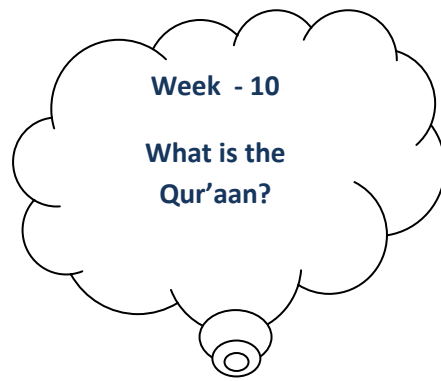




1. Paste and learn Asmaaul Husna names "Ar Razzaaq, Al Akram, Al Kareem, Arl – Barr"
2. Read Usooluth Thalaathah and Basic Principles on the subjects of Tawheed, Fiqh and Aqeedah by Shaikh Aboo Abdur Rahman Yahya bin Ali Al Hajoori Hafidhahullaah.
3. Learn about the etiquettes of eating. Learn About series "Eating and Drinking". Learn dua before and after eating.
4. Activities on food theme. Teach the names of vegetables, fruits etc etc..
<http://amuslimchildisborn.blogspot.com/2010/04/food-theme-activities-arabicenglish.html>
<http://amuslimchildisborn.blogspot.com/2010/09/felt-food-hmmthis-could-be-fun.html>
<http://ummmaimoonahrecords.blogspot.com/2010/04/alhamdulillaah-for-food.html>
5. Activities on What is in the kitchen
<http://amuslimchildisborn.blogspot.com/2010/09/tot-book-in-kitchen.html>
<http://amuslimchildisborn.blogspot.com/2010/09/in-kitchen-posts-updated-files-added.html>
<http://amuslimchildisborn.blogspot.com/2010/09/file-folder-game-in-kitchen.html>
6. Learn about healthy food and health eating habits. Make a healthy food chart.
<http://www.kinderart.com/littles/healthyfoodchart.shtml>
<http://www.first-school.ws/theme/nutrition.htm>
7. Reading – Learn about series "Eating and Drinking"
Allaah gave us food
Allaah is Ar Razzaq – The Provider
We eat healthy food
We eat food to be strong and worship Allaah alone
We thank Allaah for the food
8. Making words- Food, meat, chicken, fat, vitamin
9. Writing – Letters "F,f,I,i" taa, baa
10. Make a recipe with Ummi



1. Paste and learn Asmaul Husna "Al Ahad, Al Waahid, Al Awwal, Al Aakhir"
2. Read Usooluth Thalaathah and Basic Principles on the subjects of Tawheed, Fiqh and Aqeedah by Shaikh Aboo Abdur Rahman Yahya bin Ali Al Hajoori Hafidhahullaah.
3. Read Learn About Series "Remembering Allaah at all times"
4. Learn all the duas throughout the week
5. Explain to them the blessings of Allaah and how much we should be thankful to Him.
6. Teach to say "Masha Allaah, subhanallaah, Alhamdulillah in different circumstances all of this is remembering Allaah.
7. Teach about salaah 5 times a day. Teach how to pray. Do some Pre school activities on salaah. Sequence card, board games , Make posters etc etc.
http://amuslimchildisborn.blogspot.com/2009/07/positions-of-salat-activity_24.html
<http://amuslimchildisborn.blogspot.com/2009/11/prayer-rug-math-activities.html>
<http://amuslimchildisborn.blogspot.com/2009/04/free-book-download-for-24-to-36-months.html>
<http://amuslimchildisborn.blogspot.com/2009/11/games-for-toddlers-2-to-4-years-old.html>
8. Learn about dua, what is dua, when do we ask dua etc etc.. You can get an idea from the following resources Insha Allaah!
<http://talibiddeenjr.wordpress.com/2010/03/30/islamic-studies-skillsknowledge-lists-duaas/>
<http://talibiddeenjr.wordpress.com/2009/10/29/duaa-lessons-finally/>
9. Reading . Use the Learn about series Remembering Allaah at all times. Teach to read sentences pertaining to dua, salah, dhikr etc. Teach verbs action words to read.
10. Writing – letters X,x,Y,y and Khaa, Jeem
11. Making words – dua, prayer, remember, day



1. Paste and learn Asmaaul Husna "Adh Dhaahir, Al Baatin"
2. Read Usooluth Thalaathah and Basic Principles on the subjects of Tawheed, Fiqh and Aqeedah by Shaikh Aboo Abdur Rahman Yahya bin Ali Al Hajoori Hafidhahullaah.
3. Teach, discuss that the Quraan is the speech/book of Allaah. It was not created. It is in Arabic. The story of revelation. How to treat a mushaf. Show the mushaf, explain what is a soorah show on the mushaf. Teach that there are 114 soorahs and it was revealed over a long period to our prophet in portions not all at once. Explain the purpose of revelation.
4. Teach about the other books given to previous Prophets , Tauraath, Injeel, Zaboor
5. Watch power point on Soorah riddles , What soorah am I at <http://talibiddeenjr.amanahwebs.com/library-is.htm>
6. Chose a soorah your child has already memorized, read the Tafseer and do a lap book Insha Allaah. Example if you choose soorah feel – You can explain the story of the Army of Abraha who came to destroy the Ka’ba etc etc.. Learn a little about Elephants and Birds, etc etc. You can get more ideas from Ummi Home schools me blog Insha Allaah <http://ummihomeschoolsme.wordpress.com/2010/10/24/quran-curriculum-surah-naas-project/>
7. Reading Learn about Series "Manners of Reciting the Qur'aan.
8. Writing – letters R,r,V,v and seen thaw
9. Making words – Qur'aan, book, soorah, speech



1. Paste and learn Asmaaul Husna "Al Shaakir, Ash Shakoor"
2. Read Usooluth Thalaathah and Basic Principles on the subjects of Tawheed, Fiqh and Aqeedah by Shaikh Aboo Abdur Rahman Yahya bin Ali Al Hajoori Hafidhahullaah.
3. Teach the meaning obedience. And that it is a sin to disobey our parents. Teach the importance of obeying at the first instance. Use Learn About series "Our Parents"
4. You can make a poster after discussing with the child "What does mother do for you , What does father do for you? Make them answer and based on that make a poster with pictures.
5. Teach them dua for parents "And your Lord has decreed that you worship none but Him. And that you be dutiful to your parents. If one of them or both of them attain old age in your life, say not to them a word of disrespect, nor shout at them but address them in terms of honour. (Al-Isra 17:23)
And lower unto them the wing of submission and humility through mercy, and say: "My Lord! Bestow on them Your Mercy as they did bring me up when I was small." (Al-Isra 17:24)
6. Ask the child how to show kindness to parents. Do some activities.
7. Reading – Learn about series "Our Parents"
8. Writing – letters "J,j,K,k and Ayn Ghayn
9. Making words – Parents, obey, kind, father mother



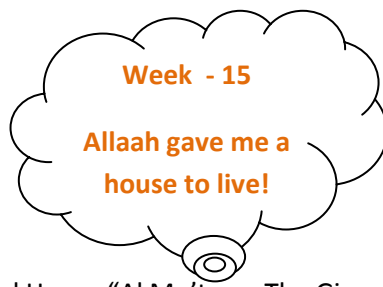
1. Paste and learn Asmaaul Husna "Al Baseer, Ar Raqeeb"
2. Read Usooluth Thalaathah and Basic Principles on the subjects of Tawheed, Fiqh and Aqeedah by Shaikh Aboo Abdur Rahman Yahya bin Ali Al Hajoori Hafidhahullaah.
3. Talk about the fact that Allah sees everything, nothing is hidden from him; teach the Name Al Baseer; show how in a dark room, we cannot see a tiny speck but that Allah can; teach that we must always remember that Allah can see every little thing we do and say so we need to watch what we do and say.
4. Pre School activities on sense of sight (There are many unislaamic activities in the following links, please avoid them Insha Allaah)
http://www.activities-for-kids.net/sensory_activities.html
<http://www.preschoolbystormie.com/dsenseofsight.html>
<http://www.123child.com/UBB/showthread.php?t=6253>
http://science.preschoolrock.com/index.php/Preschool_Biology/preschool-biology-activity---eye-dilation
<http://www.hometrainingtools.com/early-childhood-eyes-sight-science-teaching-tip/a/1267/>
http://www.educationworld.com/a_sites/sites048.shtml
5. Play the game I spy with my little eyes...
6. Sense of sight (taking care of our eyes, learn about our eyes), read from the encyclopedia.
<http://kidshealth.org/kid/htbw/eyes.html>
7. Reading
Sentences with "I see....
I see the airplane
I see some flowers
We can see our Lord when we enter Jannaah Insha Allaah
I can see with my eyes
Etc, etc
8. Writing – letters , "P,p, Q,q" and Swaad, Laad"
9. Making words. "see, eye, look, two"



1. Paste and learn Asmaaul Husna "As Samee – The All Hearing, Al Khabeer – The Fully Aware"
2. Read Usooluth Thalaathah and Basic Principles on the subjects of Tawheed, Fiqh and Aqeedah by Shaikh Aboo Abdur Rahman Yahya bin Ali Al Hajoori Hafidhahullaah.
3. Explain the Attribute of Allaah As Samee – The All Hearing. Explain that Allaah hears every single thing. Even a small whisper He can hear. He can hear everything at the same time and He does not get confused. You can also explain that Allaah is not deaf and He will never be deaf. So when we ask dua we can ask softly and still He will hear our dua and answer Insha Allaah.
4. Explain to them that Allaah hears everything and we should be careful of uttering anything incorrect. Must not say any bad words or talk carelessly.
5. You can do an Experiment by making the child hear many things at the same time and ask his or her reaction. If she or he heard everything or got confused? Explain Allaah is not like us He is the Most High and He hears everything even at the same time.
6. Teach about the "Ear" " Hearing. Pre School Activities (Unislamic contents can be found in the below links please avoid them Insha Allaah)
http://www.associatedcontent.com/article/2480982/free_preschool_kindergarten_lesson.html?cat=4
http://www.toddler-activities-at-home.com/preschool-science-activities_sound.html
<http://www.kinderplans.com/content.cfm?pageid=165>
<http://www.preschoolrainbow.org/5senses.htm>
7. Teach about taking care of the ears –
http://kidshealth.org/kid/stay_healthy/body/ear_care.html
Diagram of the Ear and worksheets
http://www.atozteacherstuff.com/Themes/5_Senses/
<http://www.tlsbooks.com/beginningsciencesenses.pdf>
<http://www.teacherplanet.com/resource/humanbody.php>
8. You can teach the Animal sounds and play whispering games/ Sound Bingo (avoid using dice Insha Allaah) etc etc.
9. Reading: Learn to read parts of the body. Also you can read a small story and make the child listen carefully and ask few questions at the end of it. Can read any books on the topic of Sound, Hearing etc etc.
10. Making words – sight, ear, hear, sound
11. Writing – letters – R,r, S s , Ayn Ghyn



1. Paste and learn Asmaul Husna names Al Afuww –The One who Pardons , Ash Shafee – The Curer”
2. Read Usooluth Thalaathah and Basic Principles on the subjects of Tawheed, Fiqh and Aqeedah by Shaikh Aboo Abdur Rahmaan Yahya bin Ali Al Hajoori Hafidhahullaah.
3. Explain to them that Allaah is the one who gives us sickness and only He can cure us. The medicine is only a means to cure the sickness. Allaah is the controller and He gives sickness to believers out of His Mercy. Explain the hadeeth “Any Muslim who is afflicted with the harm of a thorn prick or more will have,as a result of it ,some of his sins expiated the way a tree sheds it's leaves.”
4. Teach them how to be patient when we are sick. You can talk about Ayyub Alaihissalaam and his trial and how much he was patient when Allaah afflicted this upon him and how much of reward he earned by being patient.
5. Teach the dua to be said when you are in pain and dua to be said when visiting the sick
6. Etiquettes of Visiting the Sick in Islaam. Explain to them the duty of visiting the sick and the reward for it. Take your child and visit a sick person Insha Allaah.
7. Pre School Activities on Sickness
<http://www.brighthub.com/education/early-childhood/articles/46314.aspx>
8. Pretend Play – Visiting the Doctor/ Hospital
<http://www.esl-galaxy.com/lessons/plan%20a%20visit%20to%20the%20doctor.pdf>
<http://www.brighthub.com/education/early-childhood/articles/97502.aspx>
9. Worksheets/Colouring pages – simplify it according to the ability and age of your child
<http://www.esl-galaxy.com/lessons/Health%20problems%20search.pdf>
<http://www.esl-galaxy.com/lessons/Doctor%20I'm%20ill.pdf>
<http://www.esl-galaxy.com/crosswords/Sickness%20crosswords.pdf>
<http://www.preschoolcoloringbook.com/color/cpdoc.shtml>
10. Reading – Any books relating to sickness or hospital or doctors
Allaah gave us sickness and cure
Allaah is Ash Shafee The Curer
We must be patient when we are sick
Allaah rewards us when we fall sick.
11. Making Words – Sick, patient, reward, doctor, hospital, cure
12. Writing – Letters “T,t, U,u, fa, kaf qaa”



1. Paste and learn Asmaaul Husna "Al Mu'tee – The Giver, Al Mannaan – The Bestower of Bounties"
2. Read Usooluth Thalaathah and Basic Principles on the subjects of Tawheed, Fiqh and Aqeedah by Shaikh Aboo Abdur Rahman Yahya bin Ali Al Hajoori Hafidhahullaah.
3. Explain the need of shelter and how everyone needs a home including animals and birds and even ants. We live in this world not forever only for a little while and our permanent home is the hereafter and we should ask Allaah to make Jannah our home forever. You can read the Darul Kitab "My Little Book of Jannah and My Little Book of Jahannam". Talk about each destination and what Allaah has prepared for us Insha Allaah. Please check these links for more activities done by sis Umm Sara <http://islomiyoiila.blogspot.com/2011/02/together-we-read-february.html> , <http://islomiyoiila.blogspot.com/2011/02/preschool-curriculum-week-13-houses.html> , <http://islomiyoiila.blogspot.com/2011/03/preschool-curriculum-week-14-houses-2.html>
4. Preschool activities on Homes and Houses
<http://www.dltk-kids.com/crafts/miscellaneous/homes.htm>
http://www.first-school.ws/theme/mini_theme/houses.htm
http://www.first-school.ws/activities/alpha/h/house_home.htm
<http://www.enchantedlearning.com/crafts/dwelling/>
<http://www.suite101.com/content/kindergarten-learning-project-to-create-a-house-a161659>
<http://www.atozkidsstuff.com/homes.html>
Learn the duas to enter and leave the house.
5. Worksheets for learning about different rooms in the house and what we do in each room.
http://www.mes-english.com/worksheets/flashcards/files/house1_spaghetti.pdf
http://www.mes-english.com/worksheets/flashcards/files/house1_spelling.pdf
http://www.mes-english.com/worksheets/flashcards/files/house1_boardgame.pdf
<http://www.eslprintables.com/buscador/buscar.asp?nivel=any&age=0&tipo=any&contents=rooms> , http://www.englishforeveryone.org/PDFs/My_House.pdf
<http://teacherslove.blogs.sapo.pt/25849.html>
6. Houses activities in Arabic
<http://www.arabicfirst.co.uk/misc/MS07.pdf>
<http://amuslimchildisborn.blogspot.com/2010/11/beginning-arabic-readers.html#comments>
7. Do a map of your house Insha Allaah.
<http://handmadebeginnings.blogspot.com/2010/11/map-of-my-home.html>
8. You can also do some activities on Animal homes
<http://www.brighthub.com/education/early-childhood/articles/43695.aspx>
9. Reading . My Little Book of Jannah, My Little Book of Jahannam,
This is my house, This is the bathroom, kitchen, living room etc etc..
10. Writing – V v, Ww, laam meem
11. Making words – shelter, house, home, bedroom, kitchen, bathroom



1. Paste and learn Asmaaul Husna "At Tawwab - The One who guides the servants to repent and accepts repentance, Al Jabbar – The exalted Almighty Compeller "
2. Read Usooluth Thalaathah and Basic Principles on the subjects of Tawheed, Fiqh and Aqeedah by Shaikh Aboo Abdur Rahman Yahya bin Ali Al Hajoori Hafidhahullaah.
3. Teach about Family. What is a Family. Introduce different members of the family and extended family. Grandparents, Sister, brother, aunty, uncle, cousins. Teach about keeping ties with relations and its importance in Islaam. **"Worship Allah and associate nothing with him and do good to parents, relatives..."**(An-Nisa': 36). Prophet Muhammad (Salla Allahu Alaihi Wa Sallam) said in the Hadith found in the books of Imam Tirmidhi and Ahmad: **"May Allah forgive Lut, indeed he was taken refuge in the strong support, meaning Allah, but he meant his tribes and relative and Allah did not send a Prophet after him, but had a lot of relatives"**. He (Salla Allahu Alaihi Wa Sallam) said: **"Maintaining good relationship with kinship, increases love between the family and a means of increasing wealth and keeping good reputation and having more descendants "**.
4. My Family Pre school activities
<http://www.justmommies.com/preschoolers/preschooler-education/what-family-preschool-theme>
<http://www.preschoolrainbow.org/family-theme.htm>
<http://www.dltk-kids.com/crafts/miscellaneous/families.htm>
5. Worksheets
<http://www.123child.com/UBB/showthread.php?6250-Family-preschool-lesson-plans>
http://www.englishforeveryone.org/PDFs/My_Family.pdf
6. Reading. http://www.atozteacherstuff.com/pdf.htm?book_family_all.pdf
7. Arabic . Arabicfirst <http://www.arabicfirst.co.uk/readingtree/ART03.pdf>
8. Visit your extended families Insha Allaah with your child.
9. Writing – X x, Y y, Z z, noon, ha
10. Making words – Family, sister, brother, uncle, son daughter



1. Paste and learn Asmaaul Husna "Al Haseeb - The Reckoner, Al Hfee – The Benevolent"
2. Read Usooluth Thalaathah and Basic Principles on the subjects of Tawheed, Fiqh and Aqeedah by Shaikh Aboo Abdur Rahman Yahya bin Ali Al Hajoori Hafidhahullaah.
3. Explain that Allaah created us in the best possible way. Learn the parts of the body in English And Arabic. Also teach the functions of each part.
<http://www.lessonsense.com/body/>
<http://www.atozkidsstuff.com/body.html>
http://www.learninggamesforkids.com/health_games/body_parts/body-parts-jigsaw.html
<http://www.alphabet-soup.net/me/body2.html>
<http://www.dltk-kids.com/crafts/miscellaneous/body/>
<http://www.yourdictionary.com/esl/Lesson-Plans-for-Body-Parts.html><http://kidshealth.org/kid/htbw/>
http://www.toddler-activities-at-home.com/preschool-science-activities_my-body.html
4. Teach about taking care of our body. Here are some links for Worksheets
<http://www.teachervision.fen.com/body-parts/teacher-resources/6632.html>
5. Make a Lapbook Insha Allaah
http://www.homeschoolshare.com/my_body.php
6. Learn Body Parts in Arabic
<http://amuslimchildisborn.blogspot.com/2010/06/together-we-read-june-book-activities.html>
7. Continue the Five senses. Review the sense of Sight and Hearing. Here are more Five senses activities Insha Allaah
<http://www.toddler-activities-at-home.com/toddler-sensory-activities.html>
<http://worksheetplace.com/index.php?function=DisplayCategory&showCategory=Y&links=2&id=240&link1=241&link2=240>
<http://www.education.com/worksheets/the-5-senses/>
<http://www.kidsparkz.com/fivesenses.html>
<http://www.123child.com/UBB/showthread.php?6253-The-Five-Senses-preschool-lesson-plans>
http://eduref.org/Virtual/Lessons/Health/Body_Systems_and_Senses/BSS0005.html
http://www.atozteacherstuff.com/Themes/5_Senses/
8. Those of you have covered this topic before can extend with a bit of dental care activities Insha Allaah
<http://stepbystepcc.com/dental.html>
<http://www.atozteacherstuff.com/Themes/Teeth/>
9. Reading – <http://www.dltk-teach.com/minibooks/body/>
10. Writing – Practice writing any letter or words.
11. Making words – Body, arm, hand, chin, knee, elbow



1. Paste and learn Asmaaul Husna "Al Haqq – The True One , Al Mubeen - The Clear and the Manifest One".
2. Read Usooluth Thalaathah and Basic Principles on the subjects of Tawheed, Fiqh and Aqeedah by Shaikh Aboo Abdur Rahman Yahya bin Ali Al Hajoori Hafidhahullaah.
3. Talk about the need and importance of clothes. And the command of Allaah to cover ourselves. Read and Explain Darul Kitab book on "Our Clothes". Learn the different types of clothes English and Arabic. Talk about the Islamic clothing.
Learn dua before removing, wearing Clothes. Dua for wearing a new garment.
4. You can explore the clothes worn by different people around the world.
<http://www.topics-mag.com/internatl/traditional-clothing.htm>
5. Clothes Pre school activities and worsheets
<http://ummmaimoonahrecords.blogspot.com/2010/04/clothes.html>
<http://www.showmomthemoney.com/clothes-preschool-theme-crafts/>
<http://islomiyoila.blogspot.com/2011/02/preschool-curriculum-week-12.html>
<http://www.scribd.com/doc/4088433/Fun-English-Worksheets>
<http://www.mes-english.com/flashcards/clothes.php>
http://learnenglishkids.britishcouncil.org/en/search/apachesolr_search/clothes
6. Arabic Clothes Theme activities
<http://amuslimchildisborn.blogspot.com/2010/04/clothes-theme-activities-arabicenglish.html>
7. Reading: http://www.abcteach.com/free/b/booklet_clothes_winter.pdf
8. Writing – Practice all letters in English and Arabic alphabet
9. Making words : clothes, hat, cap, shop, shirt, hijab



1. Paste and learn Asmaaul Husna “Al Quddoos – The Pure and Perfect , Al Lateef – The Subtle and Kind”
2. Read Usooluth Thalaathah and Basic Principles on the subjects of Tawheed, Fiqh and Aqeedah by Shaikh Aboo Abdur Rahman Yahya bin Ali Al Hajoori Hafidhahullaah.
3. Read and learn about Different type of Land, Air and sea (water) vehicles. And teach them that it is a blessing to have one and we use it to go from one place to another place. Here are some great activities
<http://amuslimchildisborn.blogspot.com/2010/04/arabicenglish-transportation-theme.html>
<http://ummmaimoonahrecords.blogspot.com/2010/04/away-we-go-insha-allaah.html>
<http://islomiyoila.blogspot.com/2011/04/preschool-curriculum-week-16.html>
4. Teach the dua to say when mounting on to a vehicle.
5. Lessons plans and ideas on Transportation
<http://kindergartenlessonplans.org/330/transportation-unit/>
<http://www.kinderplans.com/content.cfm?pageid=142>
<http://www.dltk-kids.com/crafts/transportation/index.html>
<http://preschoolworksheet.net/preschool-themes-3/preschool-themes-transportation/>
6. Make a Lapbook on Transport
<http://www.1plus1plus1equals1.com/BigMachinesTotBook.html>
http://www.homeschoolshare.com/transportation_lapbook.php
http://www.homeschoolshare.com/trains_lapbook.php
7. Worksheet on Transportation
<http://www.first-school.ws/theme/printables/alphabet-train.htm>
http://www.first-school.ws/theme/cp_transportation.htm
<http://www.enchantedlearning.com/crafts/vehicles/>
<http://www.worksheetuniverse.com/transportationshadowmatch.pdf>
<http://www.mes-english.com/worksheets/flashcards/transport.php>
http://www.hellokids.com/r_171/coloring-page/transportation-coloring-pages
8. Discuss about animals that help us to go from one place to another. Camels, horses. Learn about How our messenger of Allaah use to travel and how his wives were taken. Learn the name of the Prophet’s Camel and he travelled from Makkah to Madeenah. And how those days people used the camel or the horse to travel to perform hajj etc etc..
9. Arabic – Book of Transport - <http://www.arabicfirst.co.uk/misc/MS06.pdf>
10. Reading: Any books on Transport, vehicles etc.
11. Making words – car, van, vehicle, transport, air, sea, road
12. Writing – Practice theme related words to write



1. Paste and learn Asmaaul Husna names "Al Malik – The King, Al Lateef – The Subtle and Kind"
2. Read Usooluth Thalaathah and Basic Principles on the subjects of Tawheed, Fiqh and Aqeedah by Shaikh Aboo Abdur Rahman Yahya bin Ali Al Hajoori Hafidhullaah.
3. Explain to them what is neighbourhood, who are the neighbours. Teach them the rights of Neighbours according to Islaam.
<http://abdurrahman.org/seerah/riyad/00/chap039.htm>
4. Learn the things and people in in your neighbourhood. Activities and lesson plans
<http://themes.pppst.com/communityhelpers.html>
<http://amuslimchildisborn.blogspot.com/2010/07/july-together-we-read-who-made-builders.html>
<http://www.nickjr.com/my-neighborhood/this-months-theme-neighborhood/my-neighborhood-curriculum.html>
http://www.childrenslearninginstitute.org/our-programs/program-overview/TX-school-ready/classroom-themes/my-neighborhood/Neighborhood_Math_I_Spy.pdf
<http://www.kidsparkz.com/neighborhood.html>
5. Learn About Community Helpers.
<http://www.first-school.ws/theme/commhelpers.htm>
<http://stepbystepcc.com/commworkers.html>
<http://www.kinderplans.com/content.cfm?pageid=190>
6. Art and Craft
<http://www.dltk-kids.com/crafts/miscellaneous/communities.htm>
<http://www.preschooleducation.com/ahelper.shtml>
7. Worksheets/ Draw Ariel map
http://www.users.on.net/~wayne_r/SOCE/community_helpers.htm
<http://www.tlsbooks.com/communityhelpers.pdf>
8. Reading – Any books regarding Neighbourhood, community helpers
<http://www.readinga-z.com/search/index.php?doSearch=Search&searchTerms=helpers&btn-search.x=0&btn-search.y=0>
9. Arabic – Book of Jobs <http://www.arabicfirst.co.uk/misc/MS02.pdf>
10. Take them around your neighborhood.
11. Making Words – Neighbors, Community Helpers, hospital, shop, park
12. Writing – Practice theme related words and sentences to write



1. Paste and learn Asmaaul Husna “Al Hakeem – The One fully wise, Al Haleem – The Forbearing”
2. Read Usooluth Thalaathah and Basic Principles on the subjects of Tawheed, Fiqh and Aqeedah by Shaikh Aboo Abdur Rahman Yahya bin Ali Al Hajoori Hafidhahullaah.
3. Explain to the child the meaning of weather. Discuss about different seasons. And how only Allaah could control this. Even though man studies and forecasts weather, still only Allaah know how it will change, what the weather will be like each a day at each place.
4. Learn the Addiyah to be recited for Rain, to stop raining, thunder storm etc etc. Teach them that Thunder glorifies Allaah and He is in control of everything and we make dua to Allaah to protect us from weather that could harm us.
<http://www.makedua.com/>
5. PreSchool lessons plans and activities on weather
<http://www.teachingheart.net/weather.htm>
<http://www.everythingpreschool.com/themes/weather/more.htm>
<http://prekinders.com/weather-theme/>
<http://www.123child.com/UBB/showthread.php?7868-Weather-preschool-lesson-plans>
<http://www.the-preschool-professor.com/preschool-weather.html>
<http://www.enchantedlearning.com/themes/weather.shtml>
<http://www.marCIAS-lesson-links.com/WhatIsWeather.html>
6. Arts and Crafts on weather
<http://www.dltk-kids.com/crafts/weather/index.htm>
<http://www.preschooleducation.com/aweather.shtml>
7. Do some Weather Experiments
http://science.preschoolrock.com/index.php/Preschool_Weather
8. Worksheets, colouring pages on weather
<http://www.tlsbooks.com/differentweather.pdf>
<http://www.tlsbooks.com/weathercutandpaste.pdf>
<http://www.tlsbooks.com/allkindsofweather.pdf>
<http://www.education.com/worksheets/preschool/weather-seasons/>
http://www.abcteach.com/free/m/match_weather.pdf
<http://www.coloring.ws/weather.htm>
9. Reading – Introduce weather words
<http://www.marCIAS-lesson-links.com/A%20Few%20Words%20About%20Weather.pdf>
<http://www.kinderprintables.com/rainbows/weatherlittlebook2.pdf>
<http://www.jmeacham.com/emergent.readers.htm#seasons.weather>
http://www.hubbardscupboard.org/Sight_Word_Booklet_21- said.PDF
<http://www.sewwhat4ucorp.com/images/weatherdictionary.doc>
<http://www.marCIAS-lesson-links.com/Mr.%20Snowman.pdf>
10. Arabic – Make weather wheel - <http://islamicbulletinboards.wordpress.com/2011/01/14/arabic-weather-wheel/> - Arabic weather activity - <http://www.arabicfirst.co.uk/misc/MS03.pdf>
11. Writing and Making words – Thunder, storm, windy



1. Paste and learn Asmaaul Husna “Al Hayy – The Ever living, Al Qayyum – The Self Subsisting”
2. Read Usooluth Thalaathah and Basic Principles on the subjects of Tawheed, Fiqh and Aqeedah by Shaikh Aboo Abdur Rahman Yahya bin Ali Al Hajoori Hafidhahullaah.
3. Before you start the lesson please go through the following link to know and understand some Islamic point of view with regard to this topic Insha Allaah
<http://rivercityhomeschoolers.wordpress.com/earth-science-curriculum/>
4. Explain that only Allaah created the sun, moon, stars and all the planets. And teach them the names of the planet and emphasize that these are the planets that man has discovered but all that what exists only Allaah knows.
5. Here are some links for preschool activities and lesson plans
<http://www.enchantedlearning.com/subjects/astronomy/>
<http://www.kidsastronomy.com/earth.htm>
<http://www.kidsgeo.com/>
<http://livingmontessorinow.com/tag/universe/>
<http://www.preschools4all.com/preschool-outer-space.html>
http://www.first-school.ws/theme/mini_theme/outerspace.htm
<http://www.brightshub.com/education/early-childhood/articles/110107.aspx>
<http://www.sciencekids.co.nz/sciencefacts/space.html>
<http://www.tlsbooks.com/educolorspaceshuttle.pdf>
6. Worksheets
<http://www.tlsbooks.com/spacevocabularydictionaryskills.pdf>
<http://www.superteacherworksheets.com/solar-system-planets.html>
<http://www.enchantedlearning.com/subjects/astronomy/solarsystem/activities.shtml>
http://www.abcteach.com/directory/basics/science/solar_system/
<http://01.edu-cdn.com/worksheets/?q=%22know+your+planets%3A%22>
7. Reading – Regarding U
8. Visit a planetarium.
9. Writing / Making words – Planets, Universe, Astronomy, galaxy etc etc