

This belongs to:

Look after this booklet.

After completing this booklet, use it periodically to  
revise the basic Tajweed rules.

## Quran Verses for Tajweed

### Introduction & Guidelines

Assalamualaykum,

The aim of this booklet is as follows:

- a) After completing Ahsanul Qawaid and as relevant a thorough revision, this booklet is there to help our children grasp very basic Tajweed rules in a formal manner of learning.
- b) Our aim by introducing these rules separately is to ensure the very basic Tajweed rules are understood before starting the Quran. This should hopefully help both teacher and pupil.
- c) Each section is linked to one particular Tajweed rule. Your child needs to understand this rule, and then apply it.

Teachers need to:

- d) Ensure there is no parrot fashion learning.
- e) Make use of the whiteboard in the classroom to explain rules.
- f) Teaching must be interactive and in a manner where children stay focused. Small things matter and should never be overlooked, as an example (when learning "throat" letters) do not assume children will simply know where the throat is. Show them where it is, draw it on the whiteboard!

## *Madrasa Tajweedul Quran*

g) Each verse / example can be used in a variety of ways, and should not just be used to highlight the relevant Tajweed rule. Each verse / example should have "multiple" uses. Some examples of this are:

- Each verse / example is an opportunity to revise the concepts of Ahsanul Qawaid.
- Ensure all letters are joint correctly to form a word. If errors are made, full "Hije" must be carried out rather than simply correcting the mistake.
- Ensure Waqf is done correctly at the end of each verse. It is assumed Waqf rules have been revised before starting this booklet.
- Always get the pupil to "work out" any errors that occur rather than simply pointing them out. Use errors as an opportunity for "revision" and / or "new learning" for the pupil.

h) There also needs to be a focus on "fluency". This means your child must attempt (as a minimum) to recite one entire word together without "breaking" it up.

I hope this booklet is useful. This is the first time it is being used, and hopefully it will be fully revised and edited for the next Madrasa year. All teachers who use this booklet are requested to forward feedback that can be used to make this booklet as beneficial as possible. We pray to Allah for guidance, wisdom and steadfastness and may he accept our efforts. Ameen.

*Moulana Farook Kazi*

Founder & Chair of Al-Ansaar Welfare & Education  
October 2010 / Dhul Qa'dah 1431

## Part 1 - Full Mouth Letters

- There are 7 full mouth letters.
- There 7 letters are always recited with a full mouth.
- It is important your child is able to recognise the full mouth letters.
- Learning the full mouth letters and pronouncing them correctly is the first step towards reciting with Tajweed.

7	6	5	4	3	2	1
ظ	ق	ط	غ	ض	ص	خ

Activity:

Practice & pronounce these letters loudly and clearly.

An easy way to remember them:

خُصَّ ضَغِطِ قِظْ.

Quran verses for Full Mouth Letters

وَمَا كَانُوا خَالِدِينَ *	1
وَكَمْ قَصَمْنَا *	2
بَلْ قَالُوا أَضْغَاتٌ *	3
وَاصْطَبِرْ عَلَيْهَا *	4
وَكَفَرْتَ طَائِفَةٌ *	5
وَلَا يَخَافُونَ لَوْمَةَ لَائِمٍ *	6
وَهِيَ خَاوِيَةٌ عَلَى عُرُوشِهَا *	7
فَإِنْ تَابُوا وَأَقَامُوا الصَّلَاةَ *	8

## Homework - Full Mouth Letters







These verses are your child's homework, do not "teach" them this homework, rather give your child a few minutes first to work out these verses / examples, and then listen. In this manner you are promoting your child to think and reflect (resulting in better concentration) rather than simply following your instructions.

وَ حَشَرْنَاهُمْ فَلَمْ نُغَادِرْ *	1
وَ إِلَى مَدْيَنَ أَخَاهُمْ شُعَيْبًا *	2
يُقَاتِلُونَ فِي سَبِيلِهِ صَفًّا *	3
وَ رَفَعَ بَعْضُهُمْ دَرَجَاتٍ *	4
مِنَ الْمَغْرِبِ فَأَتَى بِهَا مِنَ الْمَشْرِقِ *	5
فَأَلْقَى عَصَاهُ فَإِذَا ثُجْبَانٌ *	6

Part 2 - Throat Letters






- There are 6 throat letters.
- These letters need to be pronounced from the correct part of the throat.
- Special attention needs to be given to these letters so that they are pronounced from the correct part of the throat.

The 6 throat letters are:

6	5	4	3	2	1
					
Top of the throat		Middle of the throat		Bottom of the throat	

Learn them in the above order.

Note for parents:

The following in Arabic are classified as a <i>Hamzah</i> and not an <i>Alif</i> .				
				
All will be pronounced from the middle of the throat.				

Quran verses for Throat Letters

عِنْدَ الْمَسْجِدِ الْحَرَامِ *	1
وَاسْأَلْهُمْ عَنِ الْقَرْيَةِ *	2
هَذَا عَذَابٌ أَلِيمٌ *	3
عَتَوْا عَنْ مَائِهِمْ وَاتَّقَوْهُ *	4
وَسِعَ رَبُّنَا كُلَّ شَيْءٍ عِلْمًا *	5
الَّذِي جَمَعَ مَالًا وَعَدَّدَهُ *	6
أَعْيُنَ النَّاسِ وَأَسْتَرْهَبُوهُمْ *	7

Ensure Full Mouth Letters along with Throat Letters are fully implemented and revised.



## Homework - Throat Letters

These verses are your child's homework, first revise the throat and full mouth letters then get your child to point out these letters in the examples below and then recite.

Let your child first work out these verses, and then listen to them. If an error occurs, do not correct it rather get your child to "solve" it by giving relevant prompts.

عَلَىٰ عَدُوِّهِمْ *	1
فَأَصْبَحُوا ظَهْرَيْنِ *	2
يُصْلِحْ لَكُمْ أَعْمَالَكُمْ *	3
فِي جِيدِهَا حَبْلٌ *	4
عَلَىٰ ذَٰلِكَ لَشَهِيدٌ *	5
الَّتِي تَطَّلِعُ عَلَى الْأَفْئِدَةِ *	6

## Part 3 - Echo Letters

- There are 5 echo letters.
- These letters are recited with an echo only when they are Saakin (i.e. they contain a Sukoon).
- An echo will also be carried out if anyone of the 5 letters has a Sukoon due to a Waqf (ensure this is explained to pupils when the class comes across the first example).
- The echo must be carried out in a manner where the letter does not "rebound". This means (despite the echo) the echo letter must remain Saakin, and not become *Mutaharrik*.

The 5 echo letters are:

5	4	3	2	1
د	ج	ب	ط	ق

An easy way to remember them:

قُطِبُ جَدِّ

Quran verses for Echo Letters

Ensure Full Mouth Letters along with Throat Letters are fully implemented and revised.

وَلَقَدْ خَلَقْنَا *	1
لَمْ يَلِدْ وَلَمْ يُولَدْ *	2
عَنْ قِبَلْتِهِمُ الَّتِي كَانُوا عَلَيْهَا *	3
إِنَّ شَانِئَكَ هُوَ الْأَبْتَرُ *	4
بَلْ نَقْذِفُ بِالْحَقِّ *	5
وَاقْعُدُوا لَهُمْ كُلَّ مَرْصِدٍ *	6
وَلَا تَقْعُدُوا بِكُلِّ صِرَاطٍ *	7

The last 3 examples contain an echo that is due to Waqf (in addition to other echoes that are in these verses).

Homework - Echo Letters

These verses are your child's homework; ensure you follow the instructions given in the previous exercises.

مِنْهُ ابْتِغَاءَ الْفِتْنَةِ وَابْتِغَاءَ تَأْوِيلِهِ *	1
وَيَقْتُلُونَ الَّذِينَ يَأْمُرُونَ بِالْقِسْطِ *	2
أَعْتَدْنَا لَهُمْ عَذَابًا أَلِيمًا *	3
يُدْخِلُهُ نَارًا خَالِدًا فِيهَا *	4
أَلَمْ نَجْعَلِ الْأَرْضَ مِهْدًا *	5
يَوْمَ نَبْطِشُ الْبَطْشَةَ الْكُبْرَى *	6

## Consolidation

Activity: Point out in each verse:

- Full mouth letters
- Throat letters
- Echo letters

Targets:

- Recite with full Tajweed.
- Recite fluently, aiming to recite at least 2 words without faltering / stopping.
- Always recite loudly and clearly.
- Recognition must be there of all the relevant concepts we covered in Ahsanul Qawaid.
- There must be no "guessing" or parrot fashion learning.

وَلَقَدْ وَصَّيْنَا الَّذِينَ أُوتُوا الْكِتَابَ مِنْ قَبْلِكُمْ ﴿١﴾	1
أَيَّبْتَعُونَ عِنْدَهُمُ الْعِزَّةَ ﴿٢﴾	2
أَخَافُ إِنْ عَصَيْتُ رَبِّي عَذَابَ يَوْمٍ ﴿٣﴾	3
وَهُوَ الْقَاهِرُ فَوْقَ عِبَادِهِ ﴿٤﴾	4

## Part 4 - The word "Allah"

- The word "Allah" is sometimes recited full mouth and sometimes empty mouth.
- To determine the correct recitation, you must look at the *Harakah* before the word Allah.
- If the *Harakah* is a *Kasra*, the word Allah will be recited with an EMPTY mouth. Examples:

بِسْمِ اللَّهِ	بِاللَّهِ
----------------	-----------

- If the *Harakah* is a *Dhamma* or a *Fatha*, the word Allah will be recited with a FULL mouth. Example:

كَتَبَ اللَّهُ	رَسُولُ اللَّهِ
----------------	-----------------

Exercise on the word "Allah"

Activity:

- First identify what *Harakah* is before the word Allah.
- Then determine how it will be recited.
- Finally, recite the words loudly and clearly ensuring all letters (full mouth, throat etc) are pronounced clearly and with Tajweed.
- Ensure each example is clearly "analysed" for all the Tajweed rules we have covered so far.

3	2	1
بِسْمِ اللَّهِ	عَلَى اللَّهِ	مِنْ عِنْدِ اللَّهِ

6	5	4
مِنَ اللَّهِ	هُوَ اللَّهُ	بِإِذْنِ اللَّهِ

8	7
نَحْنُ أَنْصَارُ اللَّهِ	تِلْكَ حُدُودُ اللَّهِ

Homework

Ensure each example / Quran verse is clearly "analysed" for all the Tajweed rules we have covered so far.

وَلَقَدْ أَخَذَ اللَّهُ مِيثَاقَ *	1
عِنْدِي خَزَائِنُ اللَّهِ *	2
إِنِ الْحُكْمُ إِلَّا لِلَّهِ *	3
وَاللَّهُ أَعْلَمُ بِالظَّالِمِينَ *	4
عَنْ سَبِيلِ اللَّهِ وَ يَبْغُونَهَا *	5
أَغْيَرَ اللَّهُ تَدْعُونَ إِنْ كُنْتُمْ صَادِقِينَ *	6
أَنْ أَعْبُدَ الَّذِينَ تَدْعُونَ مِنْ دُونِ اللَّهِ *	7



Part 5 - Ghunna

Noon & Meem Mushaddad

- If the letter *Noon* or *Meem* contains a Tashdeed, then that *Noon* or *Meem* will be recited with a **Ghunna**.
- A *Noon* or *Meem* containing a Tashdeed is known as *Noon Mushaddad* or *Meem Mushaddad*.
- **Ghunna** is to make a sound from the nose.

Examples:

2	1
فَنِعَمًا	فَلَمَّا

4	3
جَنَاتٍ	إِنَّ

Exercise on Ghunna of Noon & Meem

Activity:

Ensure each example / Quran verse is clearly "analysed" for all the Tajweed rules we have covered so far.

إِنَّا كُنَّا ظَالِمِينَ *	1
إِنْ كُنَّا فَاعِلِينَ *	2
وَإِذْ قَالَتْ أُمَّةٌ مِّنْهُمْ *	3
فَلَمَّا نَسُوا مَا ذُكِّرُوا بِهِ *	4
قَدْ جَاءَكُمْ مِنَ اللَّهِ *	5
قِيلَ ادْخُلِ الْجَنَّةَ *	6

Consolidation

Ensure each example / Quran verse is clearly "analysed" for all the Tajweed rules we have covered so far.

عَلَيْهِمْ مِّيثَاقُ الْكِتَابِ *	1
كَبُرَ مَقْتًا عِنْدَ اللَّهِ *	2
وَاللَّهُ مُتِمُّ نُورِهِ *	3
كُونُوا أَنْصَارَ اللَّهِ *	4
إِنَّهُ عَلَى رَجْعِهِ لَقَادِرٌ *	5
أَعَدَّ اللَّهُ لَهُمْ مَغْفِرَةً *	6
وَدَاعِيًا إِلَى اللَّهِ بِإِذْنِهِ وَسِرَاجًا *	7
وَكَانَ أَمْرُ اللَّهِ قَدَرًا مَّقْدُورًا *	8